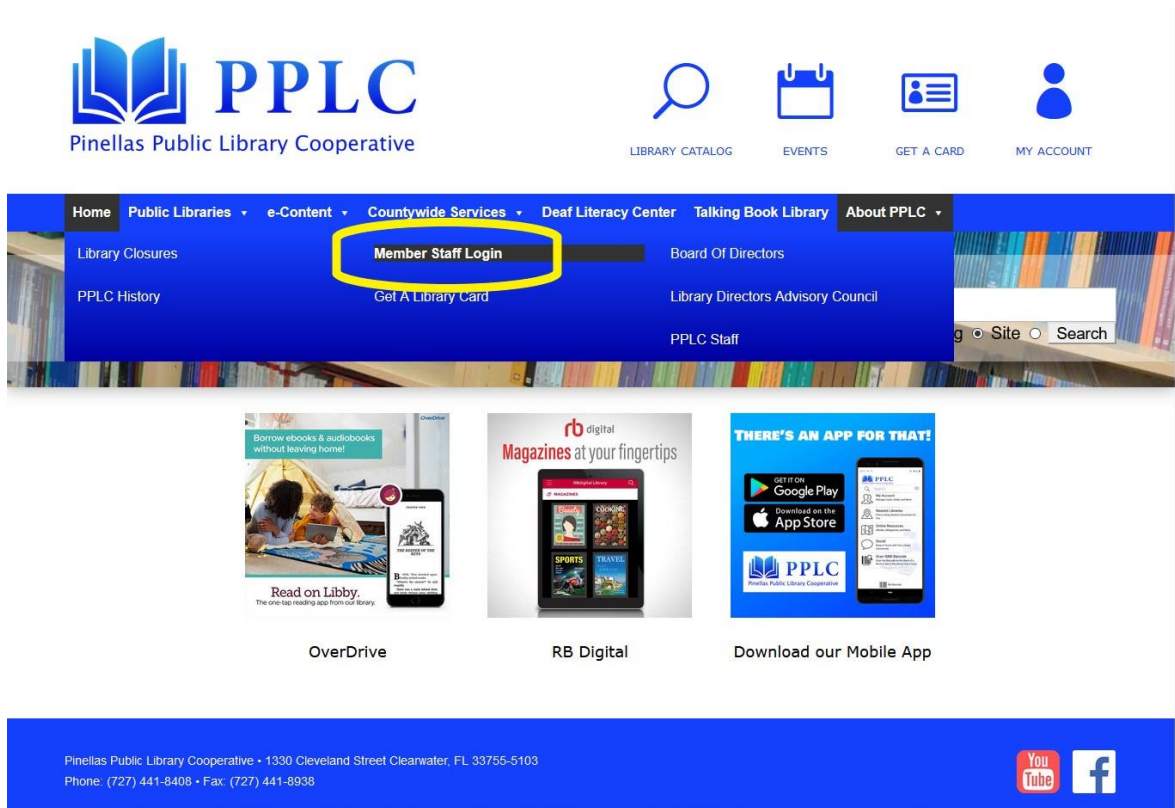


# How to Register for the PPLC Staff Resources Site

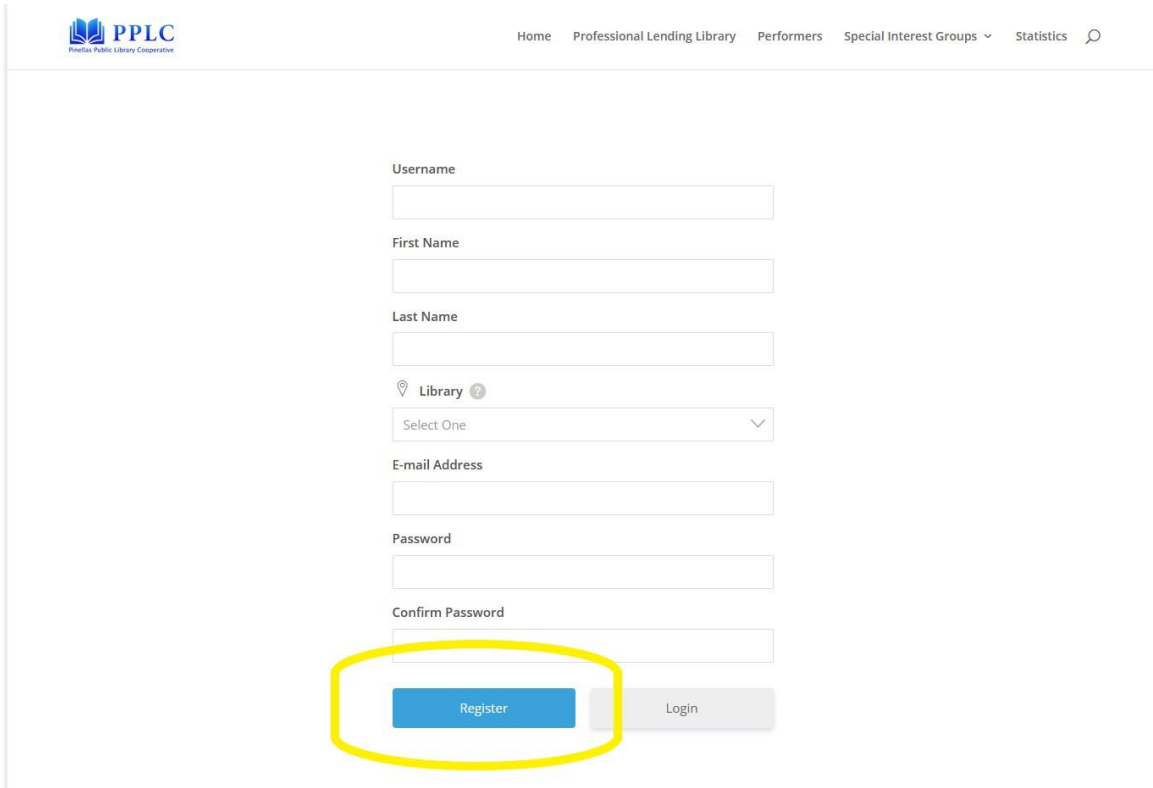
1. Go to <https://pplc.us/>
2. On the blue menu bar, hover over “About PPLC” and then select “Member Staff Login” from the drop-down menu



3. Click on the “Just register using this simple form” link.

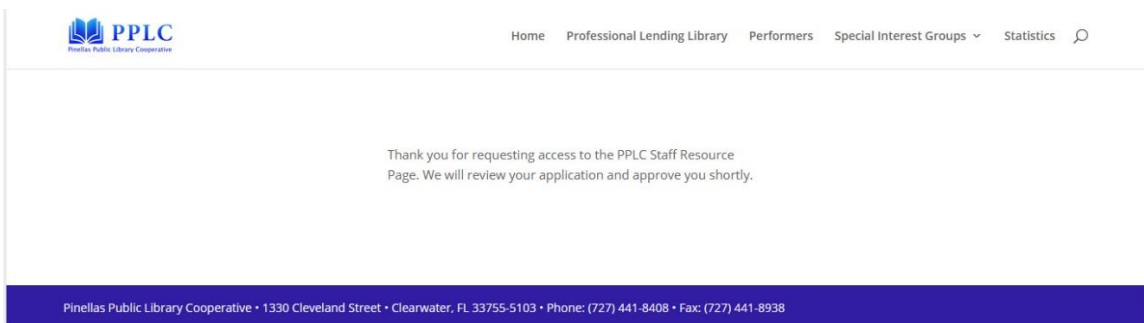
The screenshot shows the PPLC website's staff resources page. At the top left is the PPLC logo. The top navigation bar includes links for Home, Professional Lending Library, Performers, Special Interest Groups, and Statistics. The main content area features a large graphic with the PPLC logo and the text "Pinellas Public Library Cooperative STAFF RESOURCES". To the right of this graphic is a login/register form with fields for "Username or E-mail" and "Password", a "Keep me signed in" checkbox, and "Login" and "Register" buttons. Below the form, a link "Forgot your password?" is visible. A yellow box highlights the text "Just Register using this simple form." in the text below the form. At the bottom of the page, a dark blue footer contains the address: "Pinellas Public Library Cooperative • 1330 Cleveland Street • Clearwater, FL 33755-5103 • Phone: (727) 441-8408 • Fax: (727) 441-8938".

4. Fill out all of the fields. Create a username, add your first and last name, select your library, enter your e-mail address and a secure password. Password must be at least 8 characters.
5. Click on the blue “Register” button when you are finished.

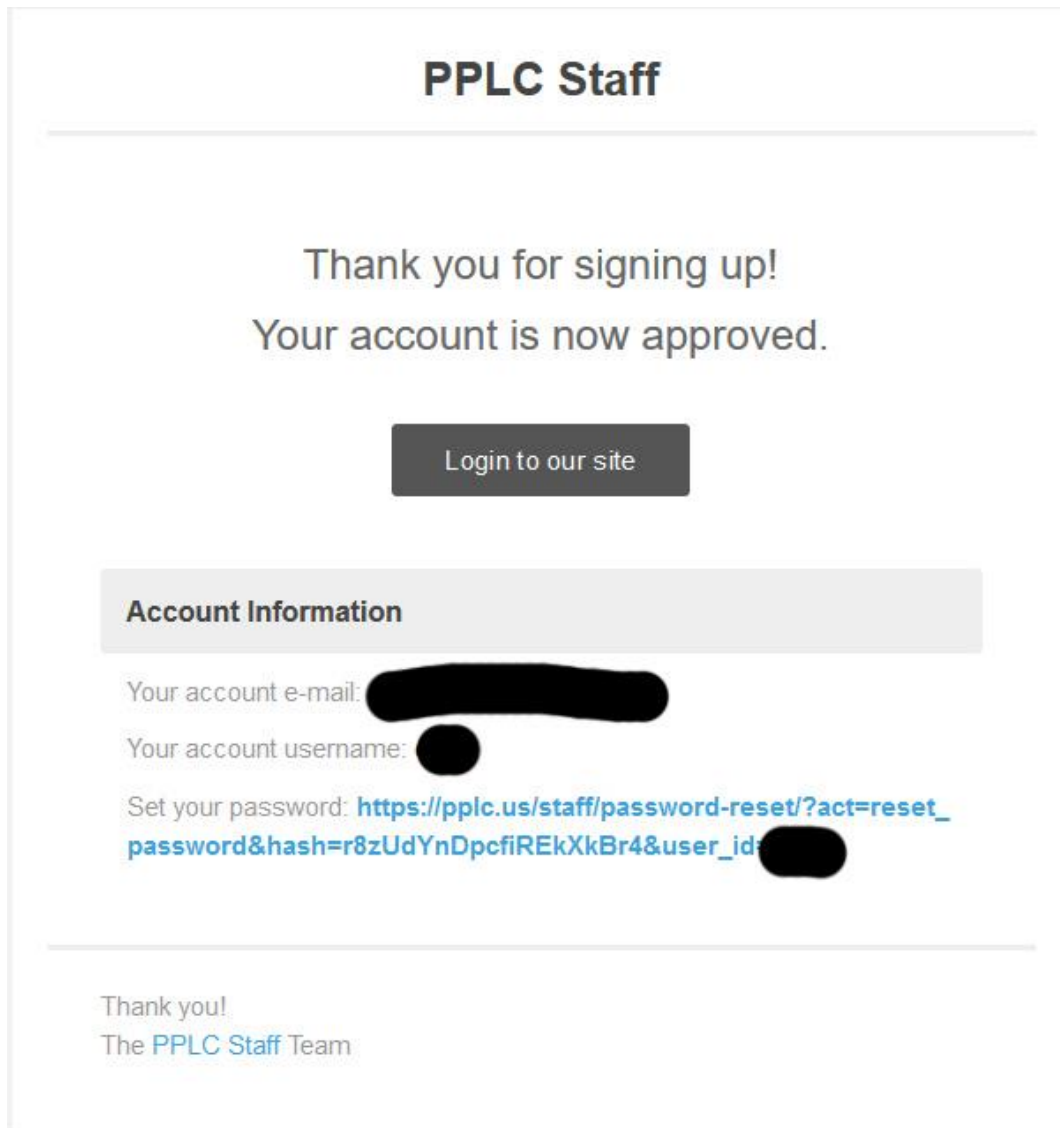


The screenshot shows the registration page for the Pinellas Public Library Cooperative (PPLC). The page features a navigation bar at the top with the PPLC logo and links for Home, Professional Lending Library, Performers, Special Interest Groups, and Statistics. The registration form includes the following fields: Username, First Name, Last Name, Library (a dropdown menu with 'Select One' and a downward arrow), E-mail Address, Password, and Confirm Password. At the bottom of the form, there are two buttons: a blue 'Register' button and a grey 'Login' button. The 'Register' button is highlighted with a yellow hand-drawn oval.

6. You will receive a confirmation page.



7. Your account must be approved by a website administrator at PPLC. You will receive an e-mail once your account has been approved. The approval e-mail will come from the sender "PPLC Staff" and the body of the e-mail will contain the following message:



8. You may now log into the Staff Resources Site. The direct URL for the login page is:  
<https://pplc.us/staff/>

9. Type in your username or e-mail address and your password. You can either use your username or e-mail address to log in. Click on the blue “Login” button below. You should now be able to utilize the Staff Resources site!

**PPLC**  
Pinellas Public Library Cooperative

[Home](#) [Professional Lending Library](#) [Performers](#) [Special Interest Groups](#) [Statistics](#)

**PPLC**  
Pinellas Public Library Cooperative  
**STAFF RESOURCES**

Username or E-mail  
Password

Keep me signed in

Login Register

[Forgot your password?](#)

Do you work at a PPLC Library and need access? Its easy!  
[Just Register using this simple form.](#)

Please remember to use your full name and work email address.

Not a staff member? PPLC has some great information and resources at: <https://pplc.us>

Pinellas Public Library Cooperative • 1330 Cleveland Street • Clearwater, FL 33755-5103 • Phone: (727) 441-8408 • Fax: (727) 441-8938