
**PPLC Board of Directors
Agenda
Regular Meeting
Wednesday, February 19, 2020
3:30 p.m.**

- | | |
|--|---|
| <input type="checkbox"/> Karen Roth, Chairperson | <input type="checkbox"/> William B. Horne II |
| <input type="checkbox"/> Doug Lewis, Vice Chairperson | <input type="checkbox"/> Michael Jefferis |
| <input type="checkbox"/> Henry Schubert, Secretary & Treasurer | <input type="checkbox"/> Brian Lowack |
| <input type="checkbox"/> Bill Berger | |
| <input type="checkbox"/> Lynne Faimalie | <input type="checkbox"/> LDAC Representative, Susan Hurley |
| <input type="checkbox"/> Jeffrey P. Gellermann | <input type="checkbox"/> Cheryl Morales, Executive Director |

- I. Call to Order – Chairperson -Karen Roth
- II. Roll Call – Martha Frenchek
- III. Introduction of Countywide Services Coordinator, Gary Earl -Cheryl Morales
- IV. Minutes of Previous Meeting
 1. Minutes of Meeting, January 22, 2020
Approval of January 22, 2020 minutes
 - Motion:
 - Second:
- V. Financial Committee Report
 1. Charles Schwab Greystoke Consulting Report – January 2020
 2. PDR Accountants’ Compilation Report – January 2020
- VI. Correspondence

- VII. LDAC Report – Susan Hurley
 - 1. Minutes of LDAC Meeting, January 13, 2020

- VIII. Executive Director’s Report – Cheryl Morales
 - 1. Building/Admin
 - 2. Countywide Services/Member Libraries
 - 3. Strategic Plan -review

- IX. Old Business
 - 1. Library Fine free update – Fine Free update: LDAC ad hoc Committee
 - 2. Marketing Plan -update

- X. New Business
 - 1. Restricted Funds Policy -review
 - 2. Unrestricted Funds Policy -review
 - 3. RFP for Investment Advisory Services -review

- XI. Announcements/Miscellaneous

- XII. Public Comments

- XIII. Adjournment

The next regular board meeting: Wednesday, March 25, 2020 at PPLC @ 3:30pm.

Deaf Literacy Center

	Program Attendance	Total Programs	Volunteers
January 2020	885	75	67
January 2019	1,313	130	79

Talking Book Library

	Total Circulation	New Patrons	Total Patrons
January 2020	12,327	30	4,717
January 2019	12,027	37	4,489

3 for Me cards -YTD

	New Cardholders	Items Checked Out
FY'20	889	5,799
FY'19	2,739	13,531

Partnerships

Museum Passes- YTD

	FY'19		FY'20 YTD	
	Museum Visits	Checkouts	Museum Visits	Checkouts
Dunedin History Museum (Launched 09.19)	39	39	326	257
Great Explorations Children's Museum (Launched 05.18)	3,233	2,212	1,061	582
Florida Holocaust Museum (Launched 01.18)	1,868	1,805	510	455
Henry B. Plant Museum (Launched 02.19)	217	248	86	82
Imagine Museum (Launched 11.18)	2,509	2,109	867	642
Leepa-Rattner Museum (Launched 02.19)	568	948	273	257
Museum of Fine Arts	2,843	2,382	799	704
Tampa Bay History Museum (Launched 09.19)	104	52	556	432

Ukulele Lending Program- YTD

	Checkouts	Workshops	Workshop Attendance
FY'20	154	35	321
FY'19	334	76	422

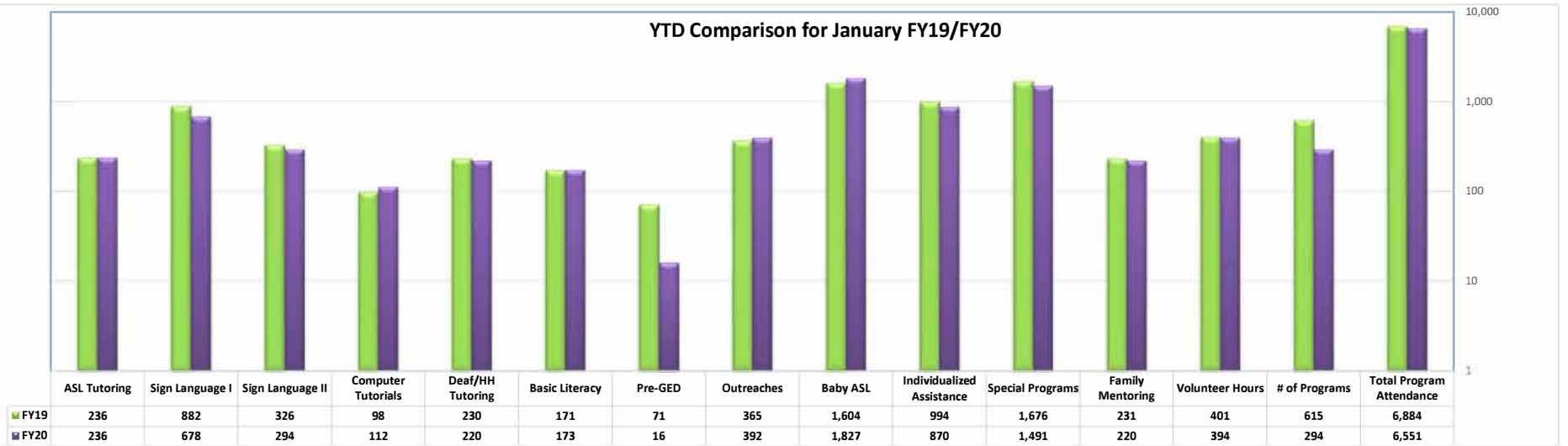
Reading with the Rays

	Program Participants
FY'19	7,645
FY'18	7,316

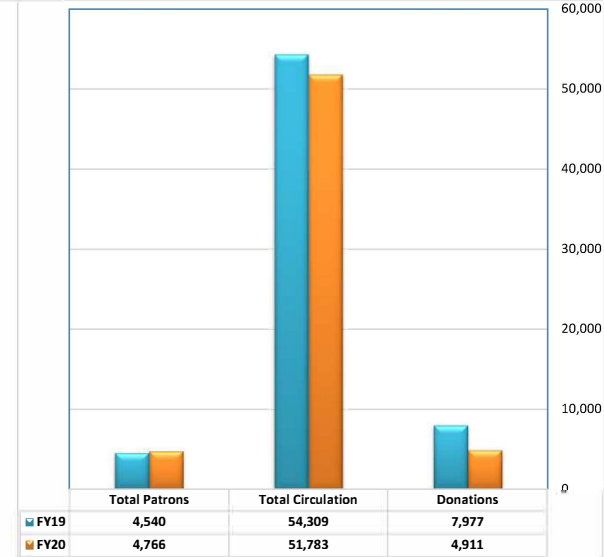
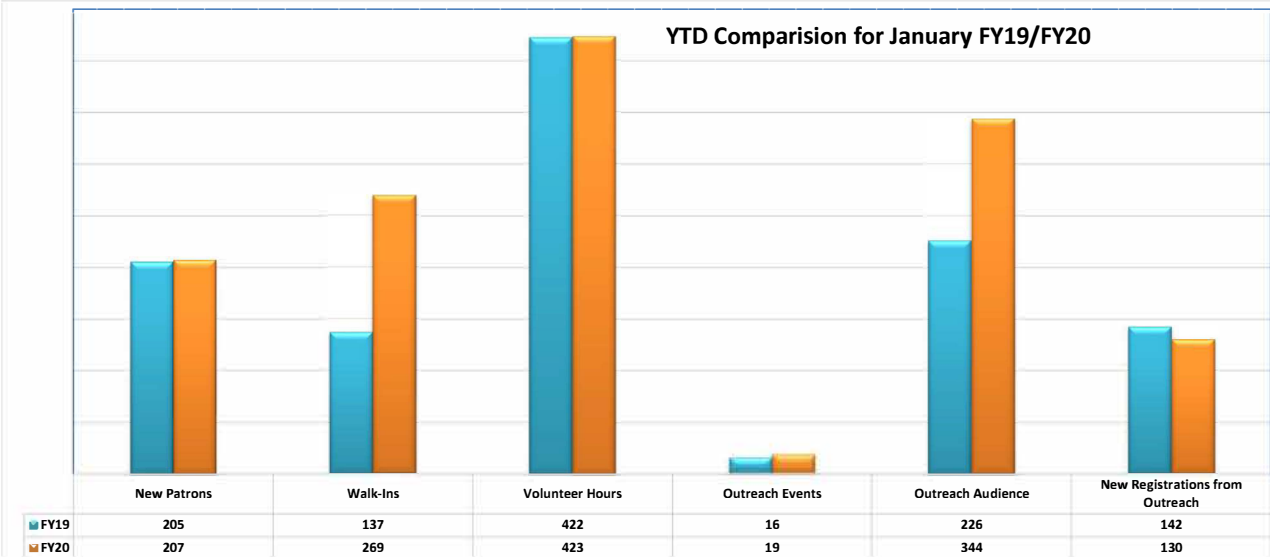
Deaf Literacy Center Statistics October 2019- September 2020 (FY20)

Classes and Events	FY19	Oct	Nov	Dec	Jan	Feb	March	April	May	June	July	Aug	Sept	Total
ASL Tutoring	768	49	53	34	100									236
Sign Language I	2,675	296	145	22	215									678
Sign Language II	1,137	112	74	26	82									294
Computer Tutorials	332	30	19	16	47									112
Deaf/HH Tutoring	713	53	44	35	88									220
Basic Literacy	663	41	42	23	67									173
Pre-GED	213	16	14	8	0									38
Outreaches	1,434	93	167	43	89									392
Baby ASL	5,366	620	447	287	473									1,827
Individualized Assistance	3,313	197	236	110	327									870
Special Programs	4,920	425	780	241	45									1,491
Family Mentoring	847	67	48	40	65									220
Volunteer Hours	1,116	114	124	67	89									394
# of Programs	1,746	165		75	54									294
Total Program Attendance	22,941	1,999	2,069	885	1,533	0	0	0	0	0	0	0	0	6,551

YTD Comparison for January FY19/FY20



Talking Book Library Statistics October 2019- September 2020 (FY20)														
Library Usage	FY 19	Oct	Nov	Dec	Jan	Feb	March	April	May	June	July	Aug	Sept	Total
Total Patrons	5,022	4,628	4,687	4,717	4,766									4,766
New Patrons	697	72	56	30	49									207
Walk-ins	471	76	72	48	73									269
Phone Calls	7,264	687	518	522	679									2,406
Total Circulation	158,154	13,391	12,342	12,327	13,723	0	0	0	0	0	0	0	0	51,783
Digital Book Circulation	122,790	10,195	9,321	9,425	10,050									38,991
BARD (Downloaded books)	32,592	2,964	2,802	2,754	3,437									11,957
Circulation of other formats	92	8	9	6	12									35
Interlibrary Loan	2,680	224	210	142	224									800
Digital Book Copies	80,903	81,409	81,774	82,261	82,841									82,841
Items in other formats	974	974	973	973	973									973
Volunteer Hours	1,355	111	104	76	132									423
Donations	\$11,529.70	\$3,125.00	\$491.00	\$973.00	\$322.00									\$4,911.00
Outreach	FY 19	Oct	Nov	Dec	Jan	Feb	March	April	May	June	July	Aug	Sept	Total
Events	32	7	3	3	6									19
Audience	476	182	115	4	43									344
New registrations	451	48	35	14	33									130



Data extracted from: Florida Division of Blind Services' Bureau of Braille and Talking Books Library ILS; KLAS (11.01.18)