
**PPLC Board of Directors
Agenda
Regular Meeting
Wednesday, June 26, 2019
3:30 p.m.**

- | | |
|----------------------------------------------------------------|--------------------------------------------------------------|
| <input type="checkbox"/> Karen Roth, Chairperson | <input type="checkbox"/> William B. Horne II |
| <input type="checkbox"/> Doug Lewis, Vice Chairperson | <input type="checkbox"/> Michael Jefferis |
| <input type="checkbox"/> Henry Schubert, Secretary & Treasurer | <input type="checkbox"/> Brian Lowack |
| <input type="checkbox"/> Bill Berger | |
| <input type="checkbox"/> Lynne Faimalie | <input type="checkbox"/> LDAC Representative, Angela Pietras |
| <input type="checkbox"/> Jeffrey P. Gellermann | <input type="checkbox"/> Cheryl Morales, Executive Director |

- I. Call to Order - Chairperson

- II. Roll Call –

- III. Minutes of Previous Meeting
 1. Minutes of Meeting, April 24, 2019
Approval of April 24, 2019 minutes
 - Motion:
 - Second:

- IV. Monthly Financial Committee Report
 1. Charles Schwab Greystoke Consulting Report – April, May 2019
 2. PDR Accountants' Compilation Report - April, May 2019
 3. Investment update (meeting with Greystoke Representatives at 2:30pm)

- V. Correspondence

- VI. LDAC Report – Angela Pietras
 1. Minutes of LDAC Meeting, March 29, April 26, 2019

- VII. Executive Director's Report – Cheryl Morales
 - 1. Building/Admin
 - 2. Countywide Services/Member Libraries

- VIII. Old Business
 - 1. Internal Control Policies

- IX. New Business

- X. Announcements/Miscellaneous

- XI. Public Comments

- XII. Adjournment

The next regular board meeting: Wednesday, August 28, 2019 at PPLC @ 3:30pm.
(No July Meeting)

Deaf Literacy Center			
	Program Attendance	Total Programs	Volunteers
April 2019	2,555	175	99
April 2018	3,056	168	138

Talking Book Library			
	Total Circulation	New Patrons	Total Patrons
April 2019	12,991	83	4,767
April 2018	13,088	64	5,810

3 For Me Library Cards - FY19YTD			
New Cardholders FY18	Items Checked Out FY18	New Cardholders FY19	Items Checked Out FY19
1,783	6,017	1,249	5,136

Partnerships

Museum Passes				
	Museum Visits FY18	Checkouts FY18	Checkouts FY19 YTD	Museum Visits FY19 YTD
Chihuly Collection (Launched 07.18)	385	600	1,308	1,249
Great Explorations Children's Museum (Launched 05.18)	1,637	890	1,133	1,669
Florida Holocaust Museum (Launched 01.18)	972	1,069	976	1,072
Henry B. Plant Museum (Launched 02.19)	0	0	90	51
Imagine Museum (Launched 11.18)	0	0	1,038	1,379
Leepa-Rattner Museum (Launched 02.19)	0	0	348	131
Museum of Fine Arts	1,599	1,590	1,275	1,652

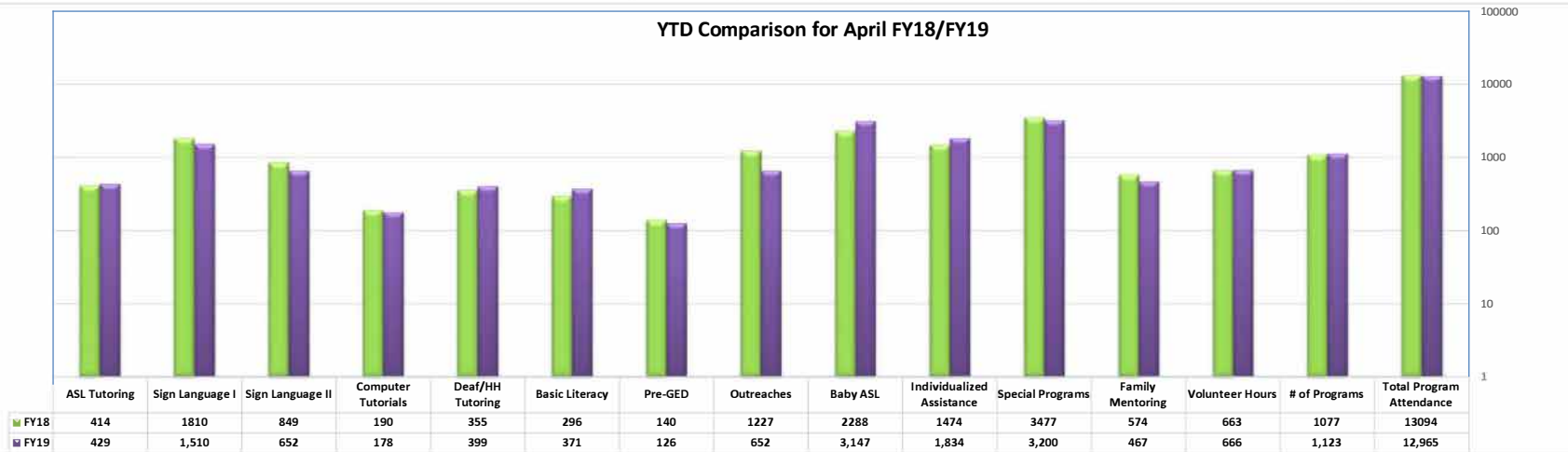
Ukulele Lending Program					
Checkouts FY18	Workshops FY18	Workshop Attendance FY18	Checkouts FY19 YTD	Workshops FY19 YTD	Workshop Attendance FY19 YTD
300	70	1,041	138	88	138

Reading With the Rays	
Program Participants FY18	Program Participants FY19
7,316	8,319

Deaf Literacy Center Statistics October 2018- September 2019 (FY19)

Classes and Events	FY18	Oct	Nov	Dec	Jan	Feb	March	April	May	June	July	Aug	Sept	Total
ASL Tutoring	755	69	60	25	82	64	52	77						429
Sign Language I	2,908	294	234	145	209	213	188	227						1,510
Sign Language II	1,350	119	93	44	70	96	98	132						652
Computer Tutorials	343	30	28	15	25	22	32	26						178
Deaf/HH Tutoring	631	43	83	55	49	76	50	43						399
Basic Literacy	560	60	45	26	40	78	54	68						371
Pre-GED	240	22	14	10	25	24	17	14						126
Outreaches	1,561	70	92	118	85	81	102	104						652
Baby ASL	4,332	421	384	289	510	523	535	485						3,147
Individualized Assistance	2,654	266	281	198	249	273	313	254						1,834
Special Programs	5,573	462	878	336	0	183	548	793						3,200
Family Mentoring	929	79	68	52	32	82	96	58						467
Volunteer Hours	1,105	80	161	79	81	65	101	99						666
# of Programs	1,872	168	152	130	165	172	161	175						1,123
Total Program Attendance	22,941	1,935	2,260	1,313	1,622	1,952	2,085	2,555	0	0	0	0	0	12,965

YTD Comparison for April FY18/FY19



The month of April began with an amazing presentation and performance by the Florida School for the Deaf and Blind dance troupe. The kids (mostly Deaf and several deaf/blind) shared their stories and performed various skits, dances and signed songs. The presentations were very engaging. The audience was able to learn signed songs, dance moves and interact with the kids. The event was both entertaining and educational. DLC's 25 most outstanding volunteers were also recognized this month with an award celebratory dinner and entertainment. These volunteers are the heart of DLC. They provide countless hours of service. We couldn't do what we do without them.

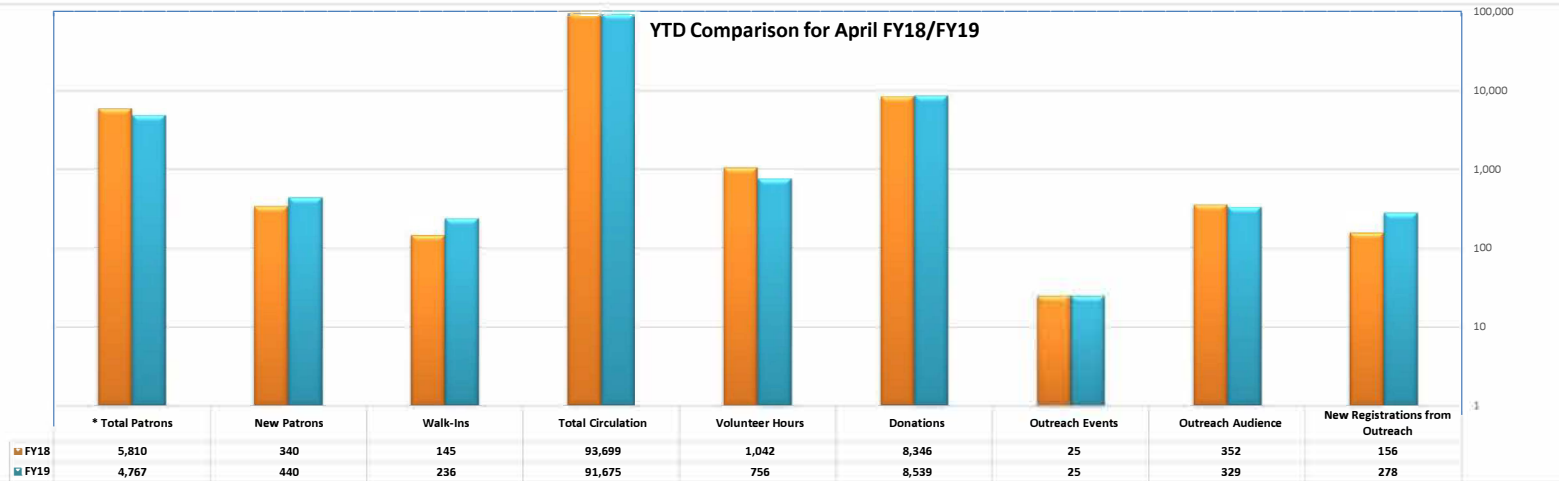
The annual Signing Bunny tales was also presented this month. The event included ASL stories, crafts, games and bunny photos. The month ended with a spectacular family- friendly Deaf magic show. The show was hosted at SPC's arts auditorium. Over 300 individuals attended the show. Everyone, especially the Deaf/HH kids, enjoyed interacting with the Deaf magicians. Community ASL courses at all 4 locations and baby ASL classes at all 6 continue to be very popular and well attended.

Upcoming programs: DHH countywide 8th and 12th graduation celebration, Florida Deaf art show.

Talking Book Library Statistics October 2018- September 2019 (FY19)

Library Usage	FY 18	Oct	Nov	Dec	Jan	Feb	March	April	May	June	July	Aug	Sept	Total
Total Patrons	4,346	4,415	4,452	4,489	4,540	4,630	4,705	4,767						4,767
New Patrons	713	74	47	37	47	94	58	83						440
Walk-ins	257	26	38	34	39	36	29	34						236
Phone Calls	7,748	669	640	532	607	453	553	632						4,086
Total Circulation	160,689	12,927	15,563	12,027	13,792	12,188	12,187	12,991	0	0	0	0	0	91,675
Digital Book Circulation	130,319	10,499	13,072	9,418	10,945	9,511	9,507	10,236						73,188
BARD (Downloaded books)	29,395	2,263	2,293	2,436	2,545	2,429	2,431	2,531						16,928
Circulation of other formats	161	5	4	4	6	7	3	7						36
Interlibrary Loan	814	160	194	169	296	241	246	217						1,523
Digital Book Copies	73,731	75,990	76,484	76,593	77,523	77,829	78,279	78,632						78,632
Items in other formats	975	975	975	975	975	975	975	975						975
Volunteer Hours	1,734	122	111	110	79	94	125	116						756
Donations	\$10,782.22	\$3,047.25	\$2,054.00	\$2,770.00	\$106.00	\$122.50	\$158.00	\$281.45						\$8,539.20
Outreach	FY 18	Oct	Nov	Dec	Jan	Feb	March	April	May	June	July	Aug	Sept	Total
Events	46	8	1	2	5	4	0	5						25
Audience	610	64	45	23	94	43	0	60						329
New registrations	371	46	22	23	51	56	15	65						278

YTD Comparison for April FY18/FY19



Data extracted from: Florida Division of Blind Services' Bureau of Braille and Talking Books Library ILS; KLAS (03.04.19)
 * Inactive patrons purged in 01.18 and 08.18

Deaf Literacy Center			
	Program Attendance	Total Programs	Volunteers
May 2019	2,478	158	132
May 2018	1,432	162	64

Talking Book Library			
	Total Circulation	New Patrons	Total Patrons
May 2019	13,167	45	4,809
May 2018	14,166	59	5,856

3 For Me Library Cards - FY19YTD			
New Cardholders FY18	Items Checked Out FY18	New Cardholders FY19	Items Checked Out FY19
1,783	6,017	1,498	6,223

Partnerships

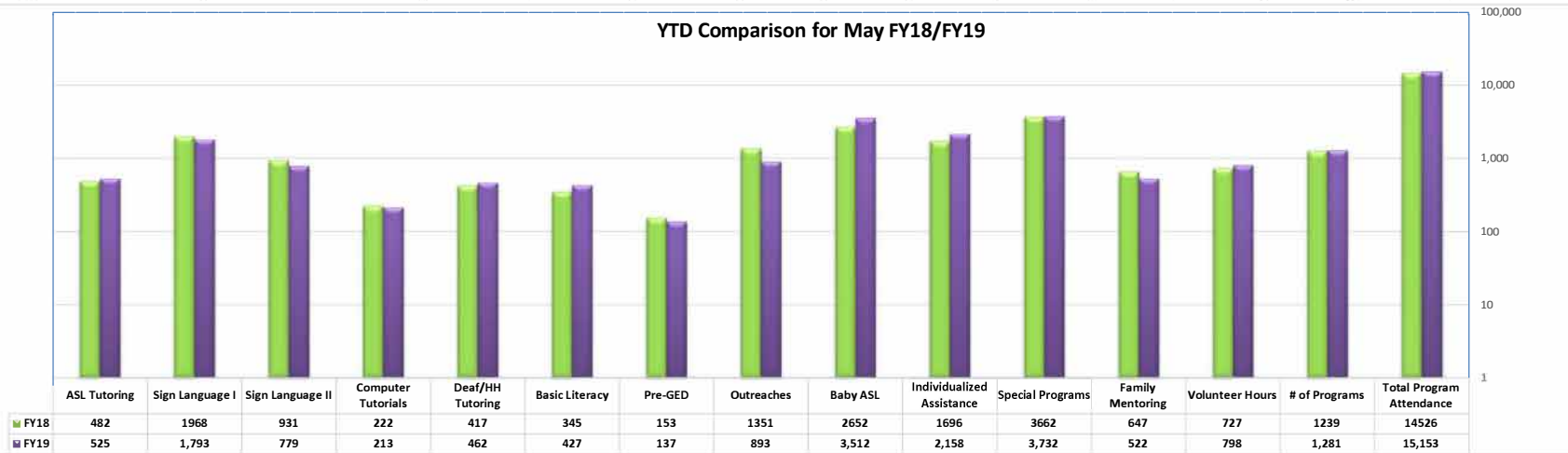
Museum Passes				
	Museum Visits FY18	Checkouts FY18	Checkouts FY19 YTD	Museum Visits FY19 YTD
Chihuly Collection (Launched 07.18)	385	600	1,500	1,411
Great Explorations Children's Museum (Launched 05.18)	1,637	890	1,301	1,989
Florida Holocaust Museum (Launched 01.18)	972	1,069	1,113	1,200
Henry B. Plant Museum (Launched 02.19)	0	0	115	65
Imagine Museum (Launched 11.18)	0	0	1,217	1,605
Leepa-Rattner Museum (Launched 02.19)	0	0	430	170
Museum of Fine Arts	1,599	1,590	1,460	1,839

Ukulele Lending Program					
Checkouts FY18	Workshops FY18	Workshop Attendance FY18	Checkouts FY19 YTD	Workshops FY19 YTD	Workshop Attendance FY19 YTD
300	70	1,041	138	118	138

Reading With the Rays	
Program Participants FY18	Program Participants FY19
7,316	8,319

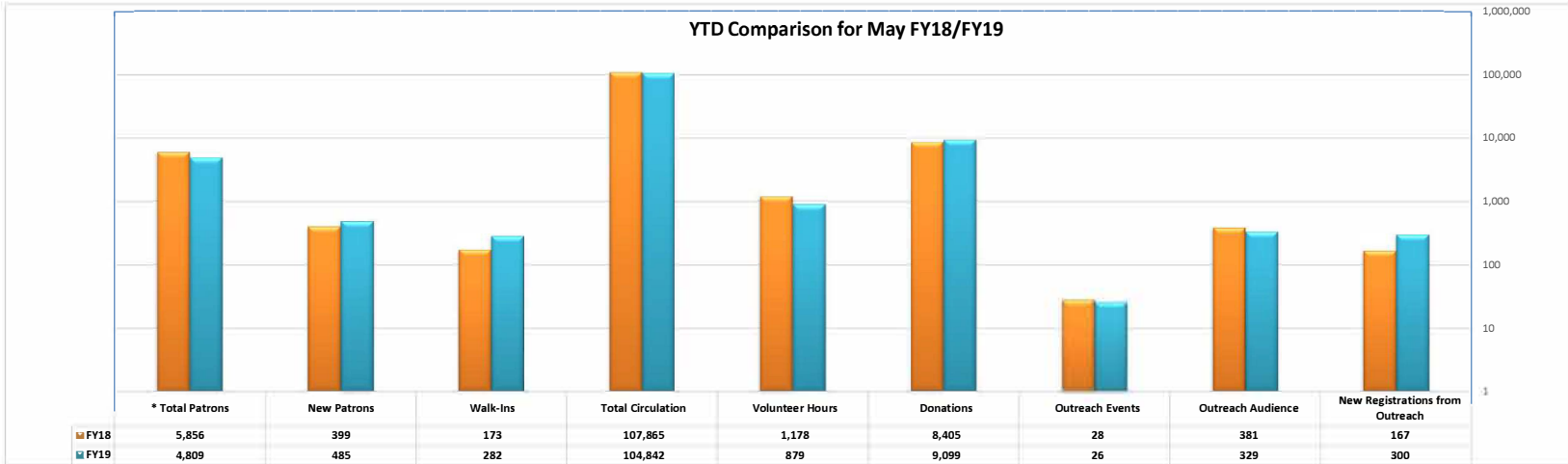
Deaf Literacy Center Statistics October 2018- September 2019 (FY19)														Total
Classes and Events	FY18	Oct	Nov	Dec	Jan	Feb	March	April	May	June	July	Aug	Sept	Total
ASL Tutoring	755	69	60	25	82	64	52	77	96					525
Sign Language I	2,908	294	234	145	209	213	188	227	283					1,793
Sign Language II	1,350	119	93	44	70	96	98	132	127					779
Computer Tutorials	343	30	28	15	25	22	32	26	35					213
Deaf/HH Tutoring	631	43	83	55	49	76	50	43	63					462
Basic Literacy	560	60	45	26	40	78	54	68	56					427
Pre-GED	240	22	14	10	25	24	17	14	11					137
Outreaches	1,561	70	92	118	85	81	102	104	241					893
Baby ASL	4,332	421	384	289	510	523	535	485	365					3,512
Individualized Assistance	2,654	266	281	198	249	273	313	254	324					2,158
Special Programs	5,573	462	878	336	0	183	548	793	532					3,732
Family Mentoring	929	79	68	52	32	82	96	58	55					522
Volunteer Hours	1,105	80	161	79	81	65	101	99	132					798
# of Programs	1,872	168	152	130	165	172	161	175	158					1,281
Total Program Attendance	22,941	1,935	2,260	1,313	1,622	1,952	2,085	2,555	2,478	0	0	0	0	15,153

YTD Comparison for May FY18/FY19



During the month of May DLC staff conducted 2 outreach events at local schools with D/HH programs. We also presented a sign language storytelling workshop at SPC. This month we hosted our annual D/HH graduation celebration. We celebrated the accomplishments of DHH countywide 8th and 12th graduates. Thirteen kids from public, private and residential school and their families, teachers, interpreters and friends gathered to celebrate. As part of our partnership with the Florida Deaf art show we hosted several Deaf art mini workshops for kids. Fifteen Deaf/HH children participated in the workshops and in addition to learning about Deaf artists they also replicated some of the artist's work. The art pieces were displayed at the show where the children also had an opportunity to meet the artists and interact with them. The Florida Deaf art show was held at the Pinellas Park performing arts center. Twenty-four Deaf artists showcased their work and allowed for individualized or small group interaction. Attendance at the VIP/fundraising night was over 300.

Talking Book Library Statistics October 2018- September 2019 (FY19)														
Library Usage	FY 18	Oct	Nov	Dec	Jan	Feb	March	April	May	June	July	Aug	Sept	Total
Total Patrons	4,346	4,415	4,452	4,489	4,540	4,630	4,705	4,767	4,809					4,809
New Patrons	713	74	47	37	47	94	58	83	45					485
Walk-ins	257	26	38	34	39	36	29	34	46					282
Phone Calls	7,748	669	640	532	607	453	553	632	612					4,698
Total Circulation	160,689	12,927	15,563	12,027	13,792	12,188	12,187	12,991	13,167	0	0	0	0	104,842
Digital Book Circulation	130,319	10,499	13,072	9,418	10,945	9,511	9,507	10,236	10,483					83,671
BARD (Downloaded books)	29,395	2,263	2,293	2,436	2,545	2,429	2,431	2,531	2,476					19,404
Circulation of other formats	161	5	4	4	6	7	3	7	14					50
Interlibrary Loan	814	160	194	169	296	241	246	217	194					1,717
Digital Book Copies	73,731	75,990	76,484	76,593	77,523	77,829	78,279	78,632	79,190					79,190
Items in other formats	975	975	975	975	975	975	975	975	974					975
Volunteer Hours	1,734	122	111	110	79	94	125	116	123					879
Donations	\$10,782.22	\$3,047.25	\$2,054.00	\$2,770.00	\$106.00	\$122.50	\$158.00	\$281.45	\$559.65					\$9,098.85
Outreach	FY 18	Oct	Nov	Dec	Jan	Feb	March	April	May	June	July	Aug	Sept	Total
Events	46	8	1	2	5	4	0	5	1					26
Audience	610	64	45	23	94	43	0	60	0					329
New registrations	371	46	22	23	51	56	15	65	22					300



Data extracted from: Florida Division of Blind Services' Bureau of Braille and Talking Books Library ILS; KLAS (03.04.19)
 * Inactive patrons purged in 01.18 and 08.18